





NEWBURGH PRIMARY SCHOOL INFORMATION 2021



CURRICULUM



- Our school web-site has a page with information about the curriculum that will be updated each half term. We will ensure that the children receive opportunities for rapid catch up of key skills and a broad and balanced curriculum over the year.
- Each half term staff create a plan that shows the knowledge and skills that they will be teaching within the topic. You will be sent an eschool message when these Learning pages are available on the Newburgh Primary School website.




CURRICULUM CONTINUED



- English and Mathematical skills will be taught throughout the year and the key expectations can be found on the year group page.
- A timetable for each class will be posted on the year group page in September.
- https://www.newburghprimaryschool.co.uk/web/year_groups

2019 EXAMPLES

- Our 2020/21 curriculum will be adapted and developed to ensure that children have the opportunity to fill any missing gaps in learning over the academic year




Year 5 : Autumn Term1

Key Driver: Sticky Knowledge  Events at the Greek Olympics included: wrestling, boxing, long jump, discus and chariot racing. Most ancient Greeks wore chiton, which was a long T-shirt made from one long piece of cloth. The ancient Greeks invented the theatre because they loved watching plays and most cities had a theatre.	Secondary Drivers: Can they test out a hypothesis in order to answer a question? Can they collect information about a place and use it in a report? Follow the school's safer internet rules. Can they use a search engine using keyword searches? Can they decide which sections are appropriate to copy and paste from at least two web pages?	PSHE: Learn about the 5 areas of well being: keep learning, be active, take notice, give and connect. MFL: Months of the year. Numbers 1-20. Birthdays! PE: Can the children explain why exercise is important? Music: Can the children maintain their part whilst others are performing their part? RE: Why do some people think God exists? 
---	--	---

Year 1 : Autumn Term: Once upon a time...

Key Driver: Sticky Knowledge: Geography I know where I live and go to school on a local map. Name features on a map in my local area including the River Avon and Warwick Castle. Give directions to a location on a map. Create a map and describe the route Little Red Riding Hood took in the story.	Secondary Drivers: Art Use colour to create a sun catcher.  Secondary Drivers: DT Design and make a chair for Goldilocks thinking about how to make something stronger and more stable. 	PSHE: Know and recognise feelings. Know what I am good at and build my self esteem.  PE: Show balance, agility and co-ordination in running, jumping, throwing and catching. Music: Play instruments to tell a story. RE: Know what Christians believe.
--	--	--

Year 5: Forces Knowledge Mat

Subject Specific Vocabulary		Sticky Knowledge about Forces
friction	Friction is a force between two surfaces that are sliding, or trying to slide, across each other.	 <ul style="list-style-type: none"> Frictional force is any force that is caused due to friction. An example of this might be when you put on the brakes on your bike. Gravity is the pulling force acting between the Earth and a falling object, for example when you drop something. Gravity pulls objects to the ground. Surface resistance is the force on objects moving across a surface, such as an ice-skater skating on ice. Air resistance is the force on an object moving through air, such as a plane moving through the sky. Air resistance affects how fast or slowly objects move through the air. Water resistance is the force on objects floating on or moving in water. Magnetic force is an invisible force created by electrons. Magnetic force controls magnetism and electricity.
gravity	Gravity is a force which tries to pull two objects toward each other.	
air resistance	Air resistance is a type of friction between air and another material. For example, when an aeroplane flies through the air.	
water resistance	If you go swimming, there is friction between your skin and the water particles.	
levers	A lever can be described as a long rigid body with a fulcrum along its length.	
gears	Gears are wheels with teeth that slot together. When one gear is turned the other one turns as well.	<ul style="list-style-type: none"> know what gravity is and its impact on our lives. identify and know the effect of air resistance. identify and know the effect of water resistance. identify and know the effect of friction. know who Isaac Newton and Galileo were.
parachute	A parachute is a device used to slow down an object that is falling towards the ground. As the parachute opens, the air resistance increases.	
Galileo	Galileo developed the telescope to enable close observation of the night sky.	
Newton	During his lifetime Newton developed the theory of gravity and made breakthroughs in the area of optics such as the reflecting telescope.	


UNIFORM

Full school uniform is required in September. Our children have pride in being a part of Newburgh and in maintaining a well-dressed and smart appearance. The uniform has been designed so that much of it is easily obtainable from chain stores and supermarkets at a reasonable cost. Our smart school sweatshirt, cardigans, PE bags and book bags are to be purchased directly from Brigade at www.brigadeuniformdirect.uk.com

It is ESSENTIAL that every item of your child's clothing and PE kit is clearly labelled with permanent ink or iron on strips.

For details of acceptable clothing for non-uniform days, please see our full school uniform and dress policy on the website.


The PTA have good quality second hand uniform available, for a small donation.



JEWELLERY AND HAIR

- ▶ A small, **discreet** studded earring is allowed to be worn if desired. However, they must be removed or taped over (using either micropore surgical tape or a plaster brought from home) during PE lessons. Other items of jewellery (eg, necklaces, bracelets, bangles, charity bands) should not be worn in school.
- ▶ Hair sculpting (excessive tram lines, ticks and other markings) is not allowed. Use of gels and / or styling products should be minimal. To avoid the spread of head lice between children, all shoulder length and longer hair should be tied back. Highlights, dyeing and colouring of hair is not permitted.

UNIFORM




- Black 'school type' trousers; shorts; skirt or pinafore (knee length, not tight fitting)
- White polo shirt
- Newburgh sweatshirt or cardigan(with school logo)
- Black shoes (flat sole/low heels) – suitable for running and playing in- No boots or trainers
- Black or White socks/Grey or Black tights
- Blue check dresses (Optional-summer term and autumn 1 only: NOT navy blue please)
- Baseball cap (Summer weather and school trips)
- Plain blue, black or brown hair band or clips (if required) – NO large bows or flowers
- **NO** nail varnish

PE (Y5 & 6 only until October)

- Black shorts
- Black or white socks
- Plain white T-Shirt
- Trainers for outside PE
- Black pumps indoor PE
- Named 'pump bag'
- Tracksuit in cold weather

Children are encouraged to use a school book bag, and wear a waterproof coat.


EQUIPMENT



Your child will only need limited equipment in September:

- Named Water bottle,
- Named Lunchbox with icepack,
- All other equipment will be provided by school, therefore children will **not** require a pencil case.
- PE kit
- Small bag, if needed (no large rucksacks please as we need to keep corridors as clear as possible)

CREATING INDEPENDENCE



Each year teachers suggest ideas to support your child being ready for the next stage of their development. These ideas centre around developing the key skills that make an effective learner. I'm sure many children have developed these during this period of National Tiers!

- Developing organisational skills- *packing your bag, setting the table, tidy their room etc*
- Developing problem solving skills- *doing a jigsaw, baking*
- Becoming resilient- *learning a new skill, riding your bike*
- Being a creative thinker- *painting, drawing, board games*
- Encouraging independence – *Let them do it themselves even if they struggle.*

'CATCH IT, BIN IT, KILL IT'



- There will be tissues and bins available in the school to support pupils and staff to follow this routine.



HANDWASHING ADVICE



- ▶ It is essential that everyone washes their hands more often, using soap and water for at least 20 seconds. Hand washing with soap employs mechanical action that loosens bacteria and viruses from the skin, rinsing them into the drain. Drying hands afterwards makes the skin less hospitable to the virus. Hand sanitiser can be effective if soap is not available or the situation makes using soap less feasible (i.e. when outside) but using hand sanitiser provides none of the virus-destroying friction that rubbing your hands together and rinsing with water provides.
- ▶ The latest guidance and video on hand washing can be found at:
<https://www.nhs.uk/live-well/healthy-body/best-way-to-wash-your-hands/>



FACE COVERINGS

- ▶ Public Health England does not (based on current evidence) recommend the use of face coverings in schools. This evidence will be kept under review. They are not required in schools as pupils and staff are mixing in consistent groups, and because misuse may inadvertently increase the risk of transmission. There may also be negative effects on communication and thus education. Face coverings are required at all times on public transport (for children over the age of 11).
- ▶ If a face covering is worn on the way to school, pupils must be instructed not to touch the front of their face covering during use or when removing them. They must wash their hands immediately on arrival (as is the case for all pupils), dispose of temporary face coverings in a covered bin or place reusable face coverings in a plastic bag they can take home with them, and then wash their hands again before heading to their classroom
- ▶ All visitors to site must wear a face covering if they are able to do so.

MEASURES FOR ARRIVING AT AND LEAVING SCHOOL




- ▶ Staggered starts and finish times will keep groups apart as they arrive and leave school.
- ▶ Break times and lunchtimes will also be staggered so that year groups are kept separately.

Time	who	where
9:05-9:10	Rec	Reception entrance from gate 3
8:45-8:55	Y1	Second entrance
8:55-9:05	Y2	Classroom doors from gate 3
8:50-9:00	Y3	Office entrance via music room door
8:45-8:55	Y4	Gate 2 Round the New hall and enter in the Fire Doors.
8:55-9:00	Y5	Gate 2 through junior entrance use of cloakrooms/lockers
8:45-8:50	Y6	Gate 2 through classroom doors


Time	who	where
3:00	Rec	Reception entrance from gate 3
3:10	Y1	Second entrance
3:15	Y2	Classroom doors from gate 3
3:00	Y3	Office entrance via music room door
3:05	Y4	Gate 2 Round the New hall and enter in the Fire Doors.
3:10	Y5	Gate 2 through junior entrance use of cloakrooms/lockers
3:15	Y6	Gate 2 through classroom doors



ATTENDANCE EXPECTATIONS


- ▶ In March when the coronavirus (COVID-19) outbreak was increasing, parents were not penalised or sanctioned for their child's non-attendance at school.
 - ▶ Now that circumstances have changed, it is vital for all children to return to school to minimise as far as possible the longer-term impact of the pandemic on children's education, wellbeing and wider development.
 - ▶ Missing out on more time in the classroom risks pupils falling further behind. School attendance will therefore be mandatory again from the beginning of the autumn term. This means from that point, the usual rules on school attendance will apply,
- 
- A series of three parallel white diagonal lines are positioned in the bottom right corner of the slide, extending from the middle of the right edge towards the bottom left.

COMMUNICATION



- At this present point, communication with teachers and the office will be via the school office, via admin2325@welearn365.com (monitored over the holiday period)
- Please try not to catch staff in the morning as they are greeting and building relationships with your children as they arrive.
- Mrs Hicks, our Pastoral Learning Mentor, can be contacted at pastoral2325@welearn365.com

THANK YOU



- Please note that all arrangements are subject to change in the current circumstances. We will continue to keep you regularly informed and update you with more details before the end of the holidays.
- We look forward to welcoming you all back in September, we have missed you!, and wish you a lovely summer holiday.