

PHONICS and reading WORKSHOP


Wednesday 23rd March 2022



Newburgh
Primary School

Aims


- Feel confident in supporting your child at home with phonics and reading.
- Understand what phonics is and how we teach it in school.
- Reading and phonics strategies to use at home to support your child.



National curriculum

The overarching aim for English in the national curriculum is to promote high standards of language and literacy by equipping pupils with a strong command of the spoken and written language, and to develop their love of literature through widespread reading for enjoyment. The national curriculum for English aims to ensure that all pupils:

- read easily, fluently and with good understanding
- develop the habit of reading widely and often, for both pleasure and information
- acquire a wide vocabulary, an understanding of grammar and knowledge of linguistic conventions for reading, writing and spoken language
- appreciate our rich and varied literary heritage
- write clearly, accurately and coherently, adapting their language and style in and for a range of contexts, purposes and audiences
- use discussion in order to learn; they should be able to elaborate and explain clearly their understanding and ideas
- are competent in the arts of speaking and listening, making formal presentations, demonstrating to others and participating in debate



EARLY LEARNING GOAL

Literacy

ELG: Comprehension


Children at the expected level of development will:

- Demonstrate understanding of what has been read to them by retelling stories and narratives using their own words and recently introduced vocabulary;
- Anticipate – where appropriate – key events in stories;
- Use and understand recently introduced vocabulary during discussions about stories, non-fiction, rhymes and poems and during role-play.

ELG: Word Reading

Children at the expected level of development will:

- Say a sound for each letter in the alphabet and at least 10 digraphs;
- Read words consistent with their phonic knowledge by sound-blending;
- Read aloud simple sentences and books that are consistent with their phonic knowledge, including some common exception words.




What is reading?



- Reading consists of two areas of study:
 - Word reading
 - Comprehension




It is essential that teaching focuses on developing pupils' competence in both areas.



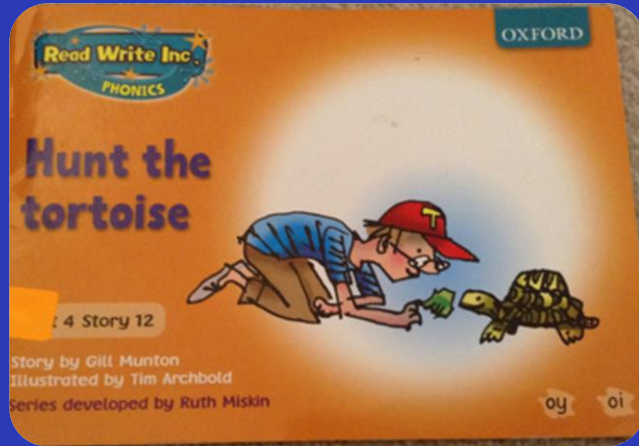


How is reading taught?

- In ability set groups.
- Same book within the group.
- Learn to follow the text as others and themselves read (reading finger).
- Apply phonic knowledge to the text.
- Discuss pictures in the text.
- Retell parts of the text.
- Answer questions based on the text.
- Once children can decode texts confidently more of a focus is given to comprehension.

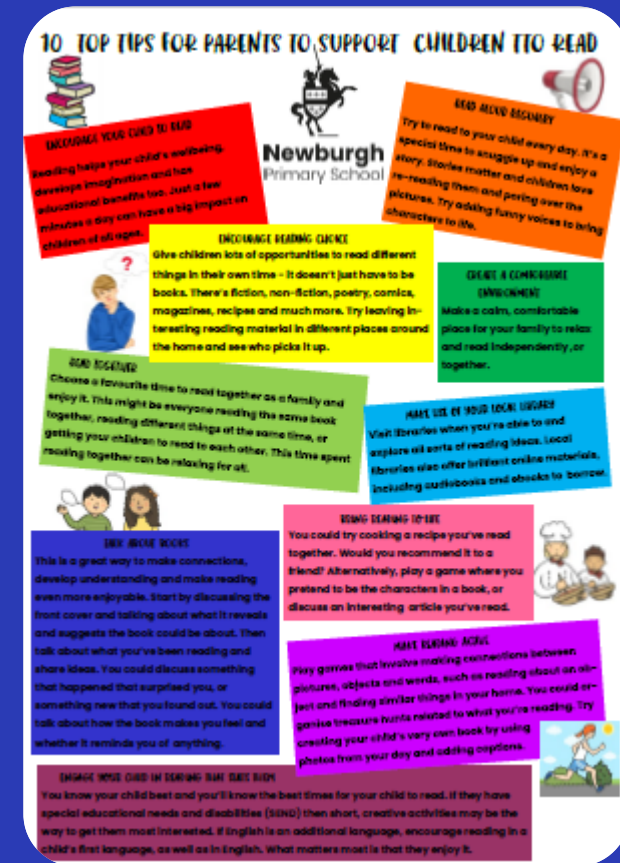


Guided reading books



How to help reading at home


- MAKE IT FUN!
- Let children see you reading.
- Get comfy!
- Read things your child is interested in.
- Talk about the books, words and pictures.
- Read lots of different texts:
 - Magazines and comics
 - Recipes
 - Football programmes
 - Road signs
- Lots of praise!



WHAT IS PHONICS?


Read Write Inc.
Phonics

Understanding Phonics




Read Write Inc.
Phonics

What is *Read Write Inc.*
Phonics?



Read Write Inc.
Phonics

How to say the sounds



PHONICS lessons

- Taught daily in a stand-alone lesson.
- Grouped by ability
- Assessed regularly
- Repetition of learning
- Reading and writing with different methods (chalk, magnetic letters etc.)
- Games



PHONICS resources

Complex Speed Sounds

Consonant sounds

f	l	m	n	r	s	v	z	sh	th	ng
ff	ll	mm	nn	rr	ss	ve	zz	ti		nk
ph	le	mb	kn	wr	se		se	ci		

b	c	d	g	h	j	p	qu	t	w	x	y	ch
bb	ck	dd	gg		g	pp		tt	wh			tch
	ch				dge							

Vowel sounds































a	e	i	o	u	ay	ee	igh	ow
	ea				ā-e	y	i-e	ō-e
					ai	ea	ie	oa
						e	i	o

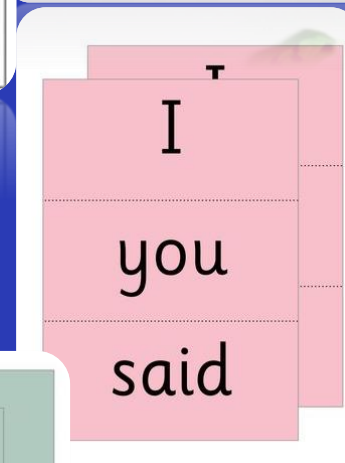


oo	oo	ar	or	air	ir	ou	oy	ire	ear	ure
ū-e			oor	are	ur	ow	oi			
ue			ore		er					
ew			aw							
			au							

Read Write Inc. Phonics

Desktop Speed Sounds Chart


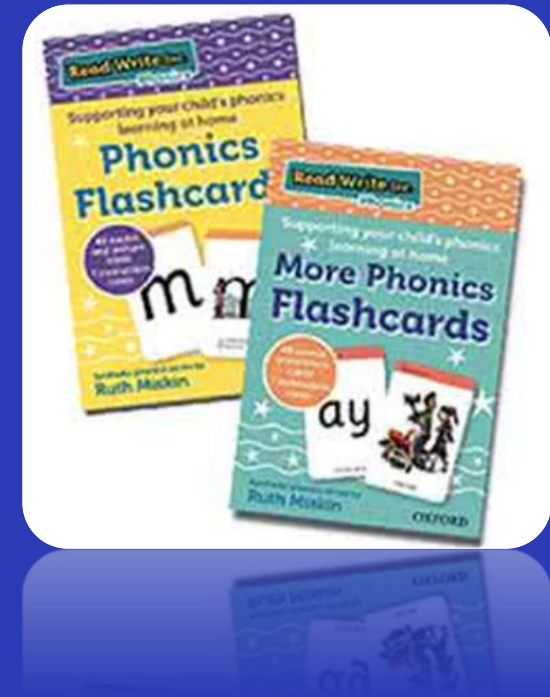
Speed Sounds Set 1

m	a	s	d	t
				
i	n	p	g	o
				
c	k	u	b	f
				
e	l	h	sh	r
				
j	v	y	w	th
				
z	ch	qu	x	ng
				



How to help PHONICS at home

- Say the sounds correctly!
- Sounds, rhymes and actions.
- Practise saying and writing the sounds and words.
- Read and write common exception words.
- Phonics games



Any questions?



Useful LINKS

- <https://www.ruthmiskin.com/en/parents-copy-2/>
- https://www.amazon.co.uk/Read-Write-Inc-Home-Flashcards/dp/0198386710/ref=asc_df_0198386710/?tag=googshopuk-21&linkCode=df0&hvadid=311040647414&hvpos=&hvnetw=g&hvrnd=16546686789712715417&hvpone=&hvptwo=&hvqmt=&hvdev=c&hvdvcmdl=&hvlocint=&hvlocphy=1006976&hvtargid=pla-421323033723&psc=1&th=1&psc=1

